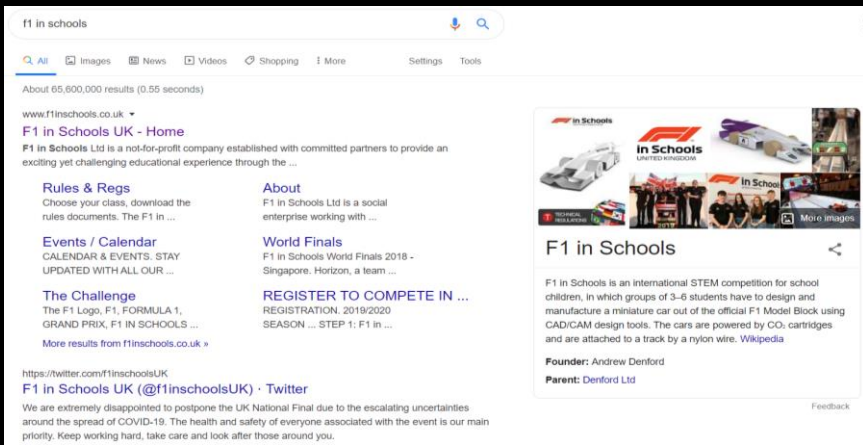


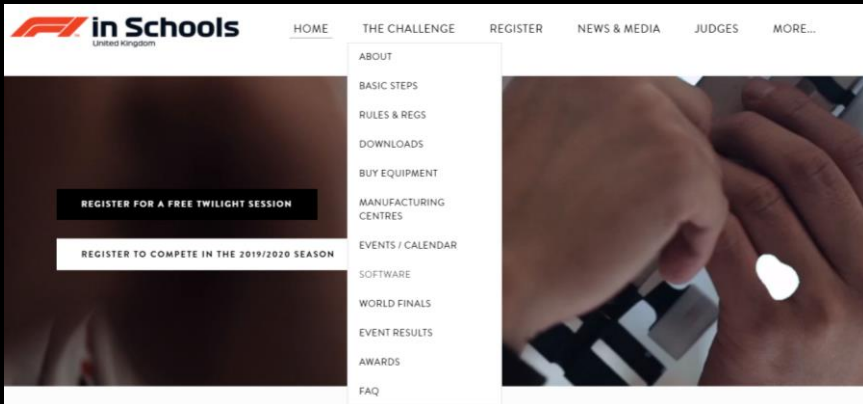
Activity 1

How to download Fusion 360

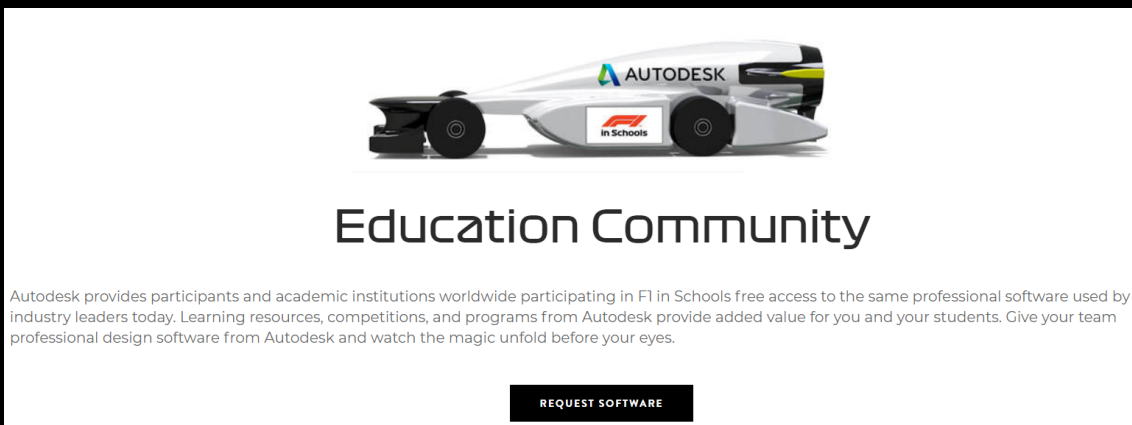
PDF Guide



On the search engine, type 'F1 in Schools' and click the first website.



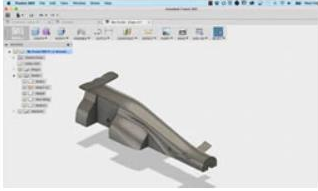
On the front page, hover over 'The Challenge' and click 'SOFTWARE'.



Now click 'REQUEST SOFTWARE'



Resources for F1 in Schools



Free software
Software is available for all competitors and educational institutions associated with F1 in Schools.




Student Expert program
Connect with students & educators from around the world who are passionate about F1 in Schools.



Design a racing helmet
Design a concept Formula One race car helmet using Autodesk® Fusion 360.

Autodesk provides open access to more than 100 products – available to students, educators, and institutions globally



FUSION 360

Explore design ideas quickly and easily with the integrated concept-to-production platform. Connect your entire product development process in a single cloud-based platform that works on both Mac and PC.

[GET IT NOW – INDIVIDUAL LICENSE](#)

[GET IT NOW - EDU INSTITUTION LAB INSTALL](#)

I INVENTOR

3D mechanical CAD software to model and simulate your products before they are built

R REVIT

Software for Building Information Modeling (BIM)

A AUTOCAD

Professional design software for 2D and 3D CAD

3 3DS MAX

3D modeling, animation, and rendering software for games and design visualization

M MAYA

3D animation, modeling, simulation, and rendering software for film, games, and TV

TINKERCAD

Easiest 3D Design and 3D modeling platform online to go from mind to design in minutes

Get a free education license

Fusion 360 is available for Mac and PC.
[Get Fusion 360 for educational institutions here](#)

STEP 1: SIGN IN OR CREATE AN ACCOUNT

I have an account

[SIGN IN](#)

I need an account

[CREATE ACCOUNT](#)

STEP 2: GET ACCESS TO FUSION 360

[GET ACCESS](#)


License expired? Eligible users can request an extension of their education license for Fusion 360 [here](#). Please visit the E-mail Support section at the bottom of the page and complete the form.

Once you have selected 'REQUEST SOFTWARE', scroll down the page and select 'Free Software'.

Scroll down and to Fusion 360. Select 'GET IT NOW- INDIVIDUAL LICENSE'

Select 'I need an account: CREATE ACCOUNT'



Get education benefits 

Autodesk offers free software to eligible students, educators and institutions. Be prepared to provide proof of enrolment or employment at a [Qualified Educational Institution](#).

Country, Territory, or Region of educational institution
United Kingdom

Educational role [WHAT'S THIS ?](#)
Student


Institution Type
High School/Secondary

Date of Birth
Month Day Year

NEXT

ALREADY HAVE AN ACCOUNT? [SIGN IN](#)

Fill in the following;
Country- United Kingdom
Educational role- Student
Institution Type- High School/ Secondary
Date of Birth

Create account 

First name Last name

Email

Confirm email

Password


I agree to the [Autodesk Terms of Use](#) and to the use of my personal information in accordance with the [Privacy Statement](#) (including cross-border transfers as described in the statement).

CREATE ACCOUNT

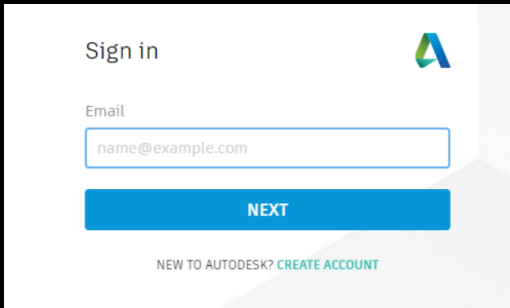
Fill in the following;
First name
Last name
Email address- if you know your school email address, use it.
Create a password.

Once you agree, click 'CREATE ACCOUNT'
You are then ready to download the software.

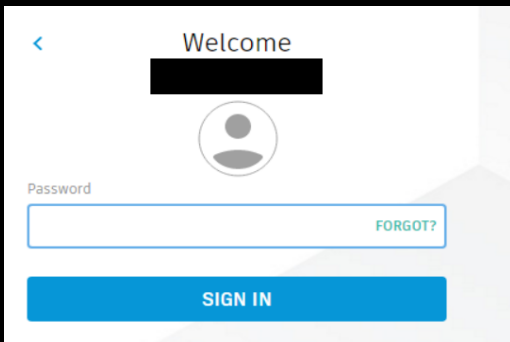




Once you have downloaded Fusion 360, double click the app on your desktop. Ensure you have internet connection.

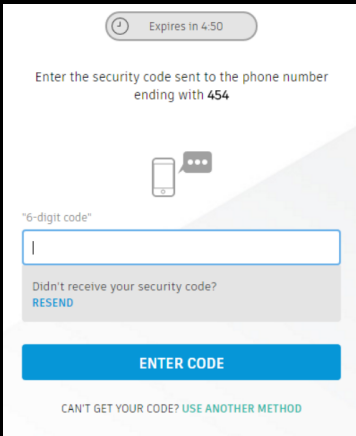


Enter the email address you created your account with.

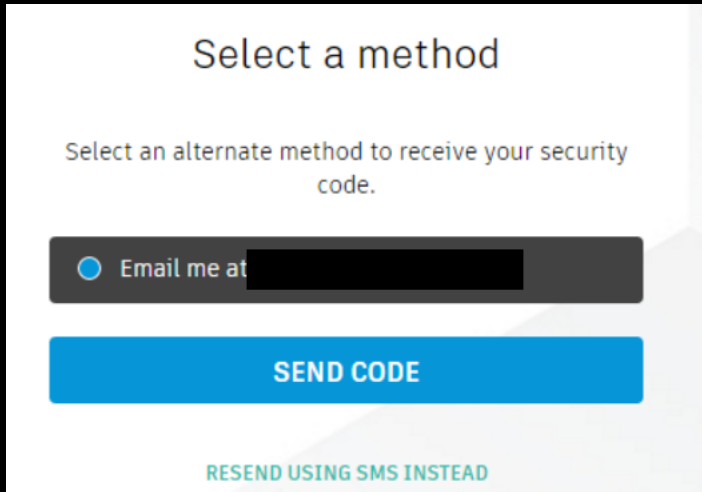


Enter your password

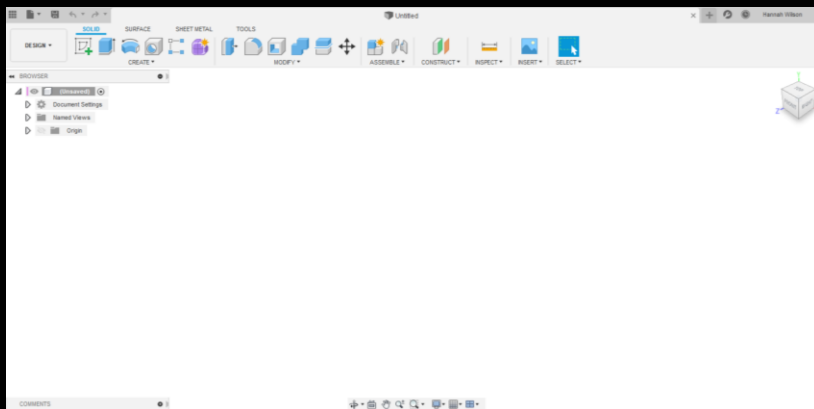




You may have a text message with a security code to sign in. If you don't receive a text message, click 'USE ANOTHER METHOD'



Click 'SEND CODE' with the email address you signed up with. Enter the code and Fusion 360 will open up.



You are now ready for Activity 2 - Lets get to work.

